



COLÁISTE MUIRE COBH

Parents single point of
engagement!





Coláiste Muire Cobh App

The School's Official Platform

The App is the school's official platform. It is private and secure. Only current parents/guardians, students and teachers have access. Parents/guardians and students know with certainty that all school published information is available in the one place – the School App.

The features and functions include:



Communications



Link to VSware



Digital Attendance Forms



Parent Reminder Dashboard



Digital Forms



Booklist



Payments



School Information



My Student



Link to Website

Communications

Parents/guardians will receive alerted Notifications which are relevant to them.



Turn on Notifications!

It is very important that you turn on Notifications during the setup process or you will miss important, time-sensitive publications. Notifications are used for publishing information on the day-to-day administration of school.



News

The News will consist of the 'nice-to-know' goings on in the school.



Personal Notifications

Private Message to a group or individual parent/guardian. This will only be visible to that user. The system includes a "read" flag when the notification is opened and read by the user.

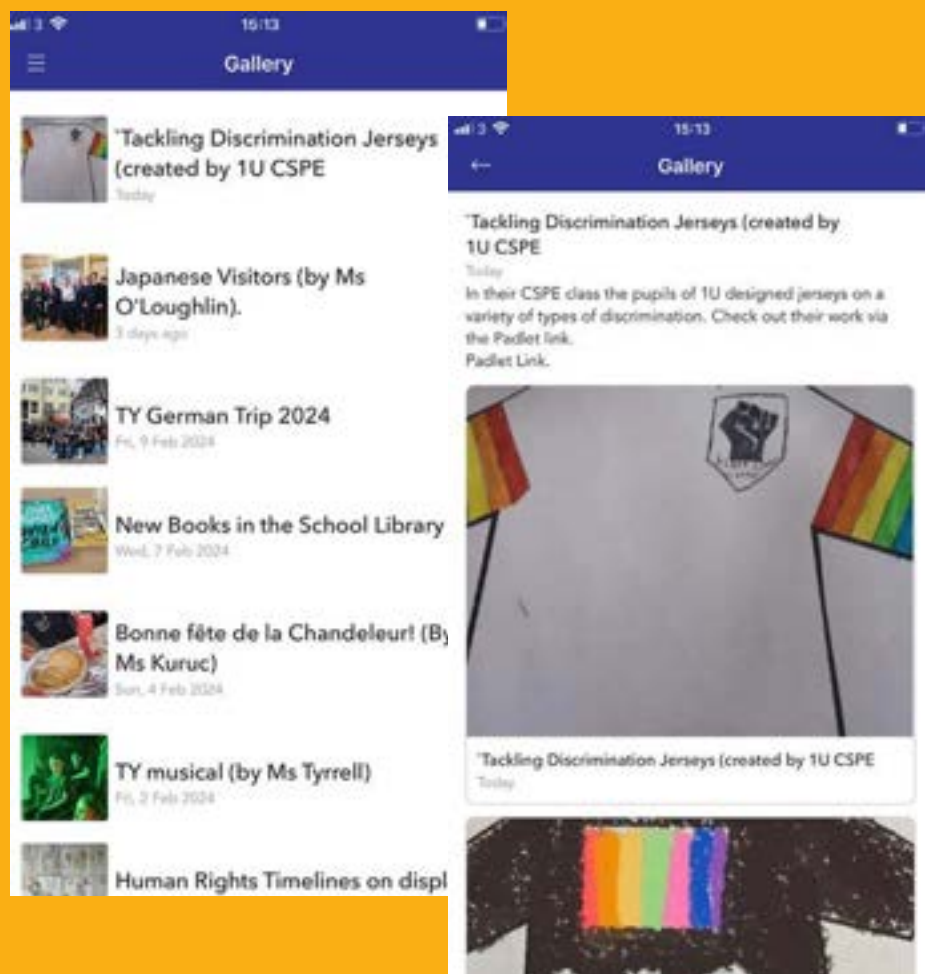


Quick access to school communications from bottom bar



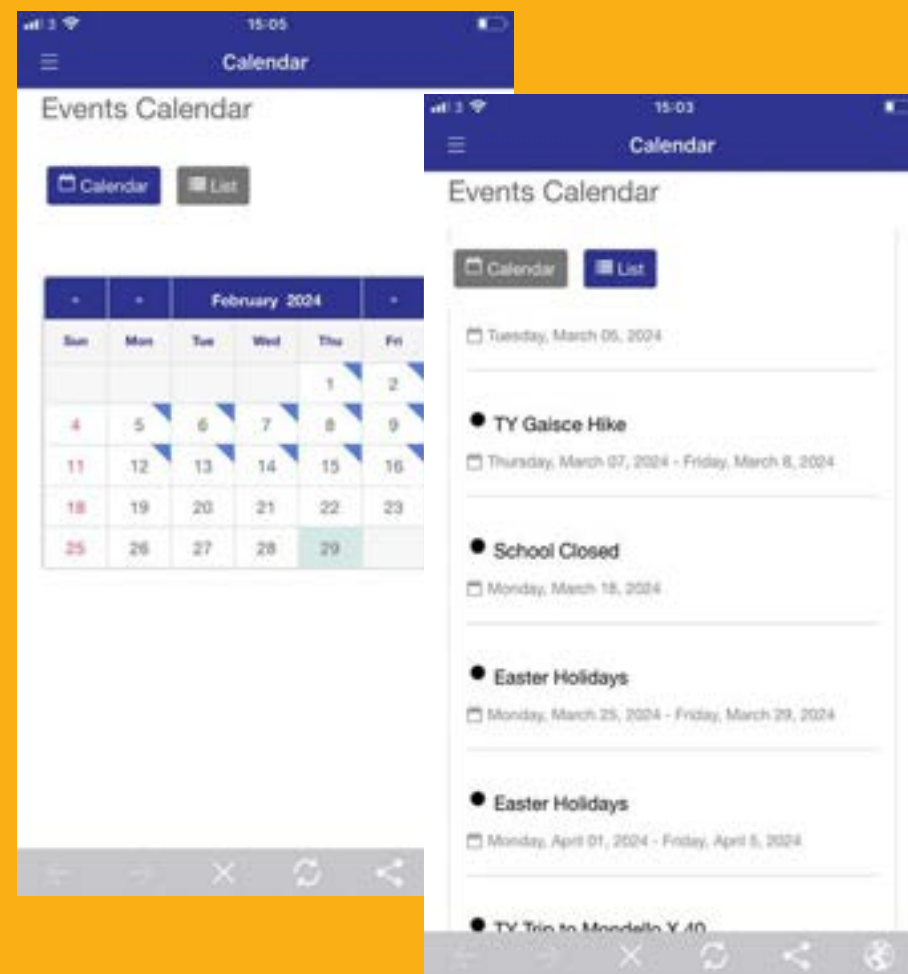
Gallery

See all the latest photos from life in your student's school.



Calendar

The App Calendar makes it easy for parents and students to check times and dates for school events.



Digital Attendance Forms

Parents/guardians **MUST** submit attendance forms through the App **BEFORE 08:30am** to allow school staff time to process the form.

Security – PIN

The App includes an optional 4 digit PIN security on all forms and payments. Parents/guardians can turn this on in their profile.



Absentee Notes

Parents must inform the school of the student's absence.



Late Notes



Permission To Leave Early

Please submit a Permission to Leave Note if you need to

take your student from school during the day. We would ask that parents make every effort to minimise students missing class time and try arrange appointments outside school hours. The school have a legal responsibility to report student attendance to both the Department of Education and Tusla. The maintenance of accurate attendance records are vital for this purpose. The submission of Absence and Permission to Leave notes by parents are a critical component for completeness.



Return after Absence

The screenshot shows a mobile app interface for submitting an absentee form. At the top, there's a status bar with signal strength, time (09:52), and battery (68%). Below that is a dark blue header with a menu icon and the title 'Absentee form'. The main content area has two tabs: 'Absentee form' (selected) and 'History'. Under the 'Absentee form' tab, there's a 'Student' section with a dropdown menu showing 'Sophie TEST (1)'. Below that is an 'Absent' section with a prompt: 'Please enter only the dates that your child will be absent from the school.' It includes two date pickers: 'Absent from' (set to 06-08-2020) and 'Absent to' (set to 06-08-2020). There's also a 'Reason' dropdown menu. At the bottom, there's a 'Further Details' section with a prompt 'Include signature here' and a text input field containing 'Parent/Guardian JMM McManus 06-08-2020'. A large blue 'Submit' button is at the very bottom.

Digital Forms

Any form which a parent needs to approve or acknowledge will be published in the App. Parents will only see forms that relate to them. A full history of forms submitted is in the App.

For example:

Consent Forms

Permission to go on a trip or attend an event.

Terms of Use Agreements

Parents/Guardians/Students agreeing to terms of use of computer equipment.

Acceptance of School's Rules

Parents/Guardians/Students agreeing to be bound by school rules and code of conduct.

Security – PIN

The App includes an optional 4-digit PIN security on all forms and payments. Parents/guardians can turn this on in their profile.

Consent form

Trip To Buren Adventure Center
Last Date: Mon, 31 Aug 2020
All 1st year students are invited to Carlingford Adventure Centre for a day of fun and team building.. Full lunch and snacks included. Please bring change of clothes and towel.

• Does your son/daughter have any dietary requirements we should be aware of?

Add comment

• You child will have the option of selecting one additional excursion. Please select

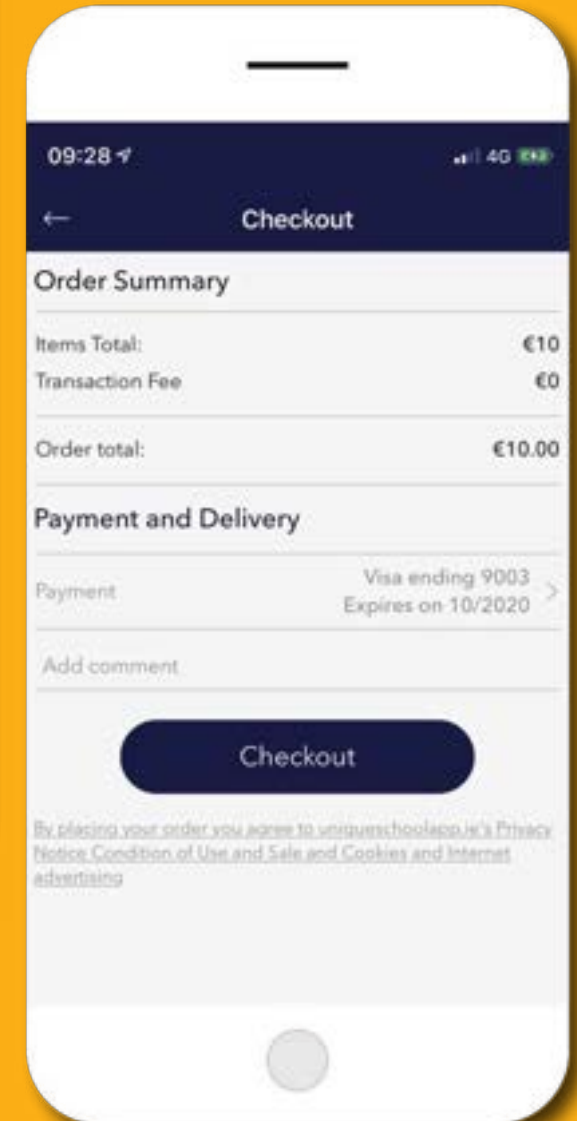
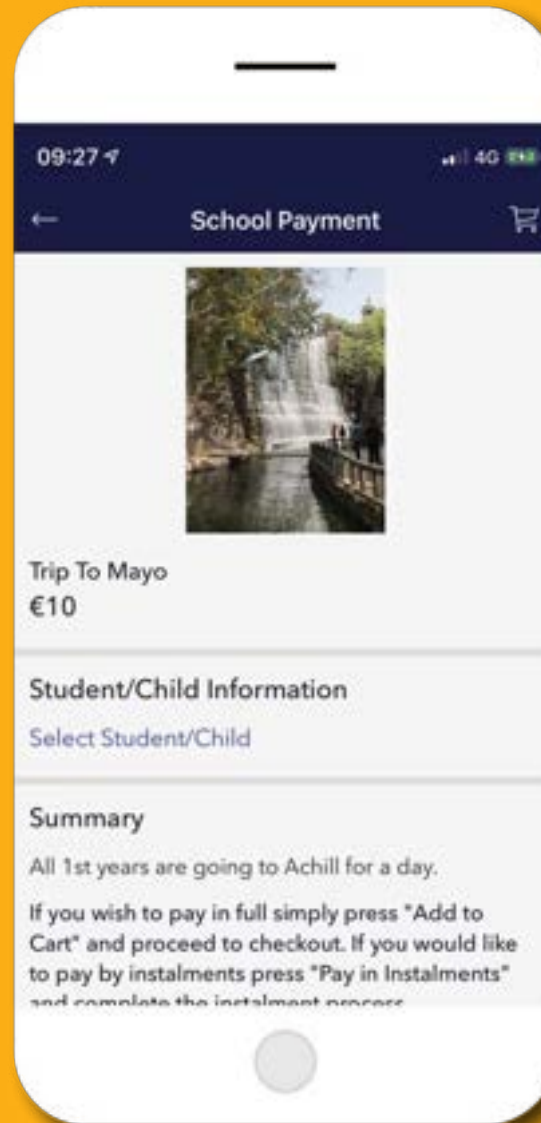
☐ Canoeing
☐ Abseiling
☐ Archery

Student/Child Information
Name
Sophie TEST

Consent
☐ I permit ☐ I don't permit

Payments

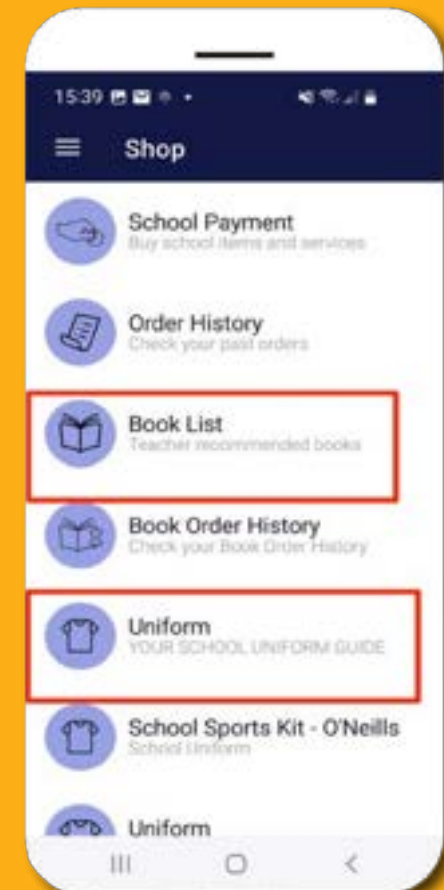
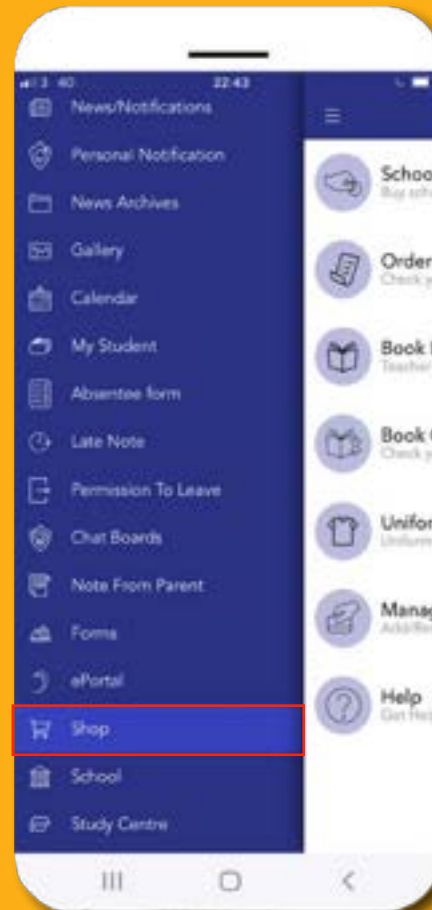
- Alerted notifications when payment due
- Only see items that relate to their child
- Pay in full by credit or debit card
- Receipt sent by email immediately
- Full payment history available



Booklists



Parents/guardians can find Booklists under the Shop module.



VSware

You can quickly and seamlessly access your student's VSware details through the App.

1 VSware on the home screen

2 Your username will be automatically populated by the App

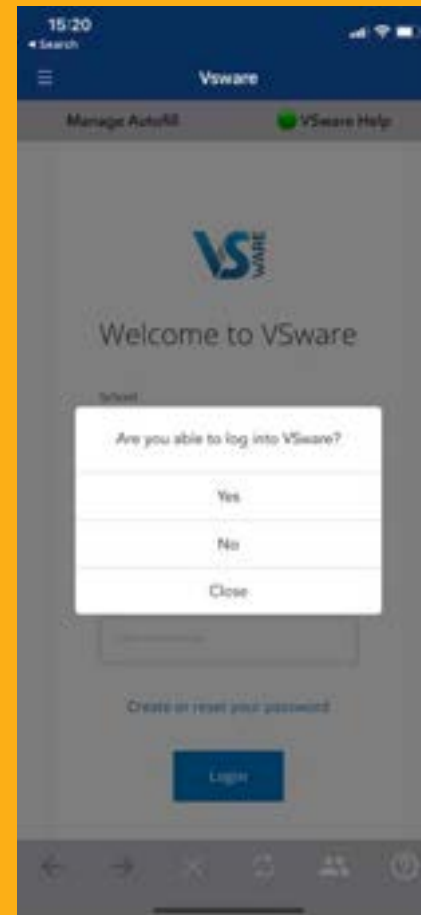

3 If you have previously saved your password into the App this will also auto populate and simply login.

4 If you have not previously saved your VSware password to the App tap “Manage Autofill” at top of screen and save your password

5 Password issues - Create or reset your password

6 VSware Help on top right

7 support@uniqueschools.ie



My Student



Consent to use student's image

Parents/guardians can grant and/or revoke consent for the school to include their student's image in photos/videos across the school's communications platforms.

The screenshot shows the 'My Student' app interface. At the top, there's a header with a menu icon and the text 'My Student'. Below this, the section is titled 'Picture Permission'. The text explains that the school maintains a database of photographs from school events and that it's customary to take photos/videos of students. It states that photographs/videos of students and in some cases including their name, may be published on the school website, app, on social media or in brochures, yearbooks, newsletters, local and national newspapers and similar school-related productions. A paragraph follows, stating that consent is requested from each parent and that if a parent wishes to have their child's photograph removed, they should provide a written request to the school principal or revoke permission in the app. At the bottom, there's a 'Confirmation:' section with two radio buttons: 'I consent' (which is selected) and 'I do not consent'.



Medical Form

Parents/guardians supply and easily update their student's medical information and emergency contact details through the App.

The screenshot shows the 'Medical Form' app interface. At the top, there's a header with a back arrow and the text 'Medical Form'. Below this, there's a paragraph of text stating that the following information must be supplied to the school to ensure the highest level of care. It then lists 'Matt Toms' as the student. Below this, there's a section for 'Emergency Contact 1' with fields for 'Contact Name' (Marian) and 'Contact Mobile Number' (+353851231234). This is followed by a section for 'Emergency Contact 2' with fields for 'Contact Name' (Jennie) and 'Contact Mobile Number' (+353851234567). At the bottom, there's a section for 'Family Doctor' with fields for 'Name' and 'Address'.

The screenshot shows the 'Medical Form' app interface. At the top, there's a header with a back arrow and the text 'Medical Form'. Below this, there's a section for 'Medical Insurance/ Medical Card No.' with three input fields: 'Medical Insurer', 'Medical Insurance No.', and 'Medical Card No.'. Below this, there's a section for 'Current and Past Medical Info' with a sub-section for 'Disability Information'. This section contains several checkboxes: 'No Disability', 'Problems with ASD/Asperger's', 'Problems with Communication', 'Problems with Consciousness', 'Problems with Palliative Care needs', 'Problems with Eating and Drinking', 'Problems with hand function', 'Problems with hearing', and 'Problems with incontinence'.

Registering for the App

1

You must have provided the school with a mobile number for each parent/guardian

2

DOWNLOAD

Coláiste Muire Cobh from App Store or Google Play - you will have received an SMS with a link

3

VERIFY

- Your school connection - Parent/Guardian
- Your mobile number via one time passcode sent to your phone
- Your email address via link sent to your email

4

ENTER

your digital signature and click register

5

SWITCH ON NOTIFICATIONS

to ensure that you receive alerts when the school posts notifications

I am a ...

- ☐ Student
- ☐ Parent/Guardian
- ☐ Teacher/Staff
- ☐ Parent/Guardian & Teacher/Staff

Parent/Guardian

Enter your mobile no. which you have provided to school for communication. We will send a verification code (OTP) on this mobile number via SMS.

Country Code
353

Mobile No.

Parent/Guardian

Alison O'Keeffe

353 8635466

Email

alison@uniqueschools.ie

Password

.....

Confirm password

.....



By registering I agree to all terms and conditions.

UniqueSchools

Queries

support@uniqueschools.ie

